


i30

Your Choice for
Managing Obesity & Health

BODY COMPOSITION ANALYZER



Body Composition Analyzer for expert

Multi-frequency analysis

Provides an accurate analysis of body composition and body water distribution through multi-frequency measurement.

Measures the resistance value of cell membranes through electric current impedance analyzing system.

Segmental body composition analysis


Tetrapolar 8-point tactile electrodes system.

Accurately measures segmental body fat and muscle mass.

Accurate body composition analysis algorithm

High correlation with 'Gold Standard' devices such as DEXA, CT and Isotope Dilution Analysis system.

Top medical professionals have proven the clinical reliability of i30.



Convenient Usability

User-friendly GUI design

On-screen scale imaging system that enables more familiar, traditional analysis of body composition.

Convenient patient data management

Focuses on 'more personalized user management' based on diverse input interface, wireless data communication and DB management on website(TBD).

Ergonomic design

Ergonomically designed, rotatable hand electrodes allow the user to take the test with ease.

Age-specific analysis

Analysis results sheet both for children and adult-use.



Key Features

Blind mode

Activates 'Blind Mode' to hide weight & fat result on the screen for the privacy of individual users.

Portable, foldable design

Foldable body composition analyzer for improved mobility.

Systematic body composition analysis

i30 has so many expert uses, such as medical research, compositional change analysis and sports medicine, etc.

A variety of systematic analysis will be made – body fat change prediction, children's growth curve monitoring system, and a broad range of well-referenced clinical database.

Analysis Results Sheet

1 Body Composition Analysis

Analysis results of body composition allow the user to compare the standard range of each parameter. Individualized consultation information makes it possible to track changes in body composition.

2 Muscle & Fat Analysis

Helps you see your muscle & fat changes with previously measured data. Helps you see analysis results compared to standard range of muscle & fat mass.

3 Segmental Analysis & Body Balance

Provides more localized analysis of segmental muscle, fat mass, and body balance by measuring impedance for each different segment. Visually outlined analysis output is useful in comparing results.

4 Body Type Analysis

Defines your body type through a comprehensive research of internal body composition & external body shape.

5 Body Composition Trend

Helps track the history of the body compositional change. Monitors the progress of your body composition improvement.

6 Weight Control

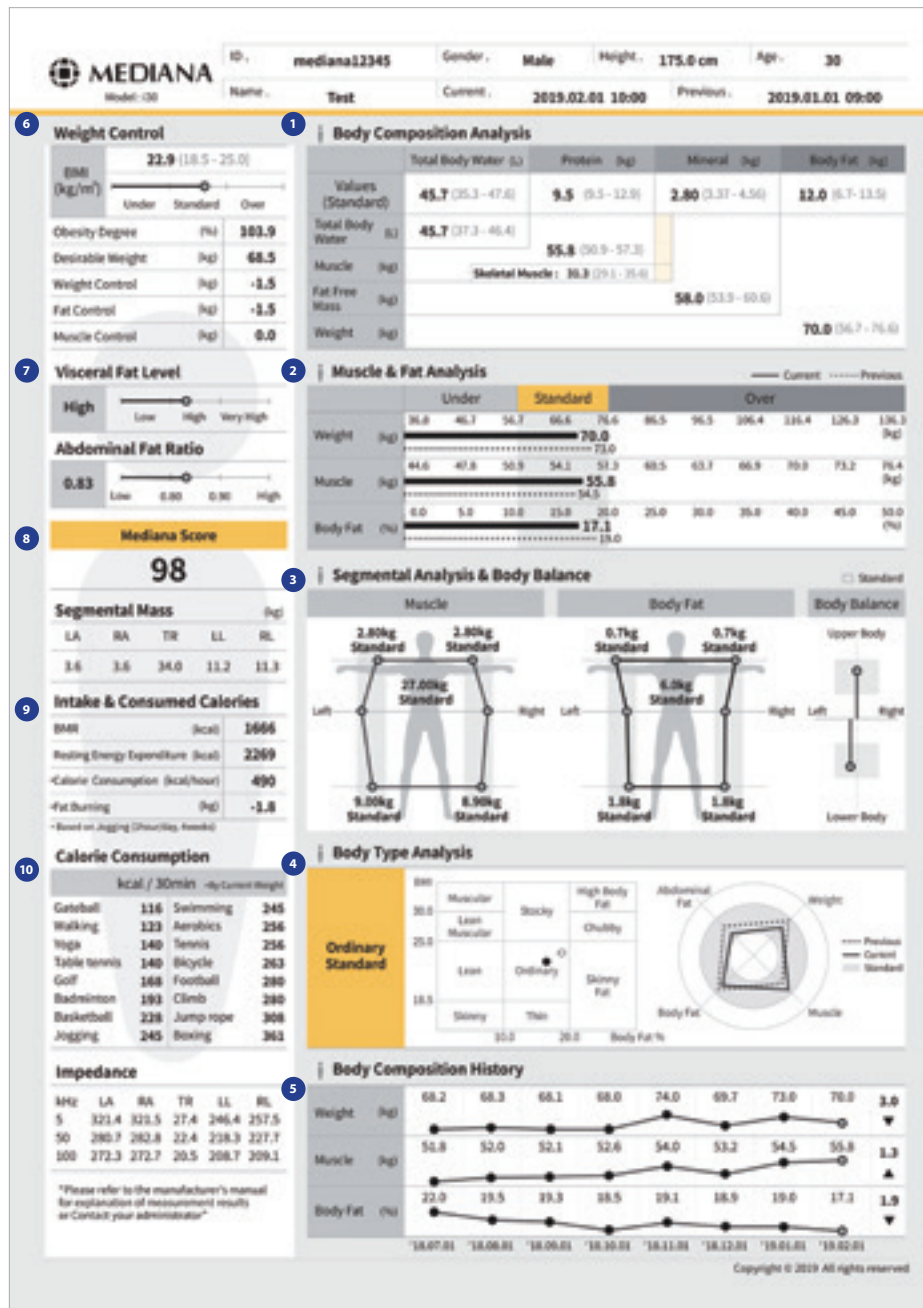
Various body composition outputs are given such as Obesity Degree, Desirable Weight and Weight Control, allowing for more personalized test results.

7 Abdominal Fat Analysis

Provides a graphically supported analysis of Visceral Fat Level (VFL) and Abdominal Fat Ratio (AFR).

8 Mediana Score & Segmental Mass

Mediana Score, utilizing its unique technologies, is averaged from Health Score and Balance Score. Segmental Mass accurately measures your segmental body composition.



9 Intake & Consumed Calories

Provides research-level analysis of BMR and Resting Energy Expenditure (REE). Expert i30 operators can offer professional nutritional guidance based on parameter results sheet.

10 Calories Consumption

In order to check consumed calories, Calories Consumption table of typical exercise is displayed.

Specifications

Item	Contents
Electrode Type	Tetra-polar electrode method using 8 point electrodes
Measurement Method	Segmental measurement using multi-frequency
Communication	RS-232, USB, Wi-Fi, Bluetooth, LAN
Power	DC Adaptor (input: 100-240VAC, 50-60Hz, 1.5A(1.5-0.7A) / Output: 12V, 5.0A)
Measurement & Analysis Items [General result]	<ul style="list-style-type: none"> • Body Composition Analysis: Total Body Water, Muscle Mass, Fat Mass, Fat Free Mass, Protein, Mineral, Skeletal Muscle • Muscle & Fat Analysis: Weight, Muscle, Body Fat(%) Assessment with previous result • Segmental Analysis: Segmental Muscle, Fat, and Body Balance Assessment • Body Type Analysis : Body Type Table, Body Type Graph Assessment with previous result • Body Composition History : History Graph for Weight, Muscle, and Body Fat • Weight Control: BMI, Obesity Degree, Desirable Weight, Weight/Fat/Muscle Control • Visceral Fat & Abdominal Fat Ratio Assessment • Intake & Consumed Calories : BMR, Resting Energy Expenditure, Calorie Consumption, and Fat Burning • Mediana Score, Segmental Weight and Impedance, Calorie Consumption table per Exercise
Measurement & Analysis Items [Children result]	<ul style="list-style-type: none"> • Body Composition Analysis: Total Body Water, Muscle Mass, Fat Mass, Fat Free Mass, Protein, Mineral, Skeletal Muscle • Muscle & Fat Analysis: Weight, Muscle, Body Fat(%) Assessment with previous result • Growth Chart : Height and Weight with 18 years old Predicted Value • Body Composition History : History Graph for Weight, Muscle, Body Fat, Height, and Mineral • Weight Control: BMI, Obesity Degree, Desirable Weight, Weight/Fat/Muscle Control • Growth Evaluation : Muscle, Skeletal, Obesity Evaluation • Body Balance : Upper and Lower Body balance Analysis • Mediana Score, Segmental Muscle and Impedance
Measurement Frequency	5, 50, 100kHz
Measurement Current	200uArms
Measuring range	10 ~ 1000Ω
Measured weight	2.0~250.0 kg (Resolution 50g)
Range of height	60.0~220.0 cm
Input interface	Keypad, Touch Screen, Barcode reader
Addition Function	Data Backup and Restore to USB, and DB export to CSV file
Supported printer	Laser Printer recommended by MEDIANA
External interface	RS232C(9Pin Serial) 1ea, USB host(type A) 2ea, Mini-USB B(type B) 1ea, Bluetooth(Optional), Wi-Fi(Optional)
Measurement Time	About 30 sec.
Age of Use	3~99 years old
Weight Measurement	2~250 kg (resolution : 50g)
Display	7inch(600 x 1024), Color Touch LCD
Dimension	360mm(W) x 559mm(D) x 1077 mm(H)
Weight	About 17.5kg
Operating Environment	Temp 10°C ~ 40°C, Humidity 30%~75%, Air pressure 70 ~ 101.3 kpa
Storage Environment	Temp -10°C ~ 60°C, Humidity 10%~80%, Air pressure 50 ~ 101.3 kpa
Supporting Result Sheet	General Result, Children Result

* Due to continuing product innovation, Specifications may change without prior notice.



<Children Result Sheet>

